




ANTIQUE MOTORCYCLES - ACCESSORIES AND RELATED ITEMS

DKW 1935 KM200 199CC 1 CYL TS



SOLD





ANTIQUE MOTORCYCLES - ACCESSORIES AND RELATED ITEMS

PRODUCT DESCRIPTION

DKW 1935 KM 200 199cc 1 cyl ts Frame # 256631 Engine # 446505

DKW motorcycles from Zschopau enjoyed great success, especially in the 200 cc class.

These models, which were also described in advertisements as "people's motorcycles", are simple, robust and reliable utility motorcycles.

With the KM 200, concept of the gearbox being block-mounted on the engine was implemented on a low-cost motorcycle.

In 1935 an enhanced version of the KM 200 was launched with a twin-port engine.

In 1936, engine power was increased to 7 hp.

Maximum speed: 85 km/h



Fuel consumption: 3 litres/100 km

Production: 1934-1936 30,400 motorcycles

This DKW KM200 is an older restoration and is still going well.



ANTIQUE MOTORCYCLES - ACCESSORIES AND RELATED ITEMS





ANTIQUE MOTORCYCLES - ACCESSORIES AND RELATED ITEMS

