




ANTIQUE MOTORCYCLES - ACCESSORIES AND RELATED ITEMS

DOUGLAS 1921 4HP 600CC 2 CYL SV



SOLD





ANTIQUE MOTORCYCLES - ACCESSORIES AND RELATED ITEMS

PRODUCT DESCRIPTION

Douglas 1921 4 HP 596 cc side valve flat twin frame# 14949

This Bristol-based firm developed the horizontally opposed fore-aft unit in about 1907 and continued utilising this engine layout well into the thirties.

The earliest Douglas models had direct belt drive, but in 1910 a two-speed gearbox was added, with the control on top of the petrol tank. Douglas machines became very popular because of their lightness, ease of starting and speed: in the 1912 Junior TT races Douglas took first, second and fourth places.

In the First World War thousands of 2 ¾ HP machines were commissioned for use by despatch riders and performed splendidly.

In 1915 a 596 cc model was introduced to cater for the need for a more powerful sidecar puller.

A notable difference in engine design with the 2 ¾ HP model is the wet sump oiling system.

A year later the 4 HP model was improved in a number of ways.

To mention a few: other front forks, new design of exhaust, frame and tank alterations, front and rear brake changes, many small engine design improvements.

To sum it up: quite another machine! Between 1916 and 1921 hardly any changes were made.





At the 1921 Olympia Show the company remarked: "The 4HP Douglas remains practically unaltered for the experience gained during the war under extremely unfavourable conditions has made the machine eminently satisfactory in its present form." The 4 HP disappeared from the range in 1924.

Note the connection pipes between inlet manifold and exhaust, a feature to preheat the incoming air.

This 4 HP is an older restoration with a nice patina.



ANTIQUe MOTORCYCLES - ACCESSORIES AND RELATED ITEMS





ANTIQUE MOTORCYCLES - ACCESSORIES AND RELATED ITEMS

