




ANTIQUE MOTORCYCLES - ACCESSORIES AND RELATED ITEMS

**DOUGLAS 1923 2¾HP 349CC 2 CYL SV 2803**



**SOLD**





## ANTIQUE MOTORCYCLES - ACCESSORIES AND RELATED ITEMS

### PRODUCT DESCRIPTION

#### **Douglas 1923 2 ¾ HP "TS" 349 cc side valve twin frame # 63209 engine# 43371**

This Bristol-based firm developed the horizontally opposed fore-aft unit in about 1907 and continued utilizing this engine layout well into the thirties.

The earliest Douglas models had direct belt drive, but in 1910 a two-speed gearbox was added, with the control on top of the petrol tank.

Douglas machines became very popular because of their lightness, ease of starting and speed: in the 1912 Junior TT races Douglas took first, second and fourth places.

In the First World War thousands of 2 ¾ HP machines were commissioned for use by despatch riders and performed splendidly.

In the early twenties year by year small improvements were made and many Douglas machines were sold each year.





In 1923 three models in the 2 ¾ HP class were available, the basic two-speed, clutchless "TS", the "W" that boasted a three speed gearbox with clutch and kick-starter and the all-chain drive three-speed 3SC.

A "TS" will only need a slight push or paddle to come to life.

This charming older restoration with Lucas acetylene lighting has been in single-family Dutch ownership for about 75 years.



ANTIQUE MOTORCYCLES - ACCESSORIES AND RELATED ITEMS





## ANTIQUE MOTORCYCLES - ACCESSORIES AND RELATED ITEMS

