



ANTIQUE MOTORCYCLES - ACCESSORIES AND RELATED ITEMS

INDIAN 1926 SCOUT 2 CYL 600 CC SV



SOLD





ANTIQUE MOTORCYCLES - ACCESSORIES AND RELATED ITEMS

PRODUCT DESCRIPTION

Indian Scout 1926 600 cc side valve V-twin engine # AG 1977

After WW I the Indian factory decided it was time to market a somewhat lighter model than the 1000cc Powerplus.

The new model was labelled "Scout" and it created a sensation when brought out in 1920.

The strong points of the new design were easy handling, lightness, ample power for the 1920s roads and unbeatable reliability.

The new middleweight was also appealing to the prospective motorcyclists who were put off by the usual heavyweight big twins.

The Scout features a semi-unit construction power plant with a 3 -speed transmission bolted on to it. Primary drive is by a set of helical gears that are enclosed in a cast aluminium cover and run in an oil bath.

The clutch is foot-controlled. Some new features for the 1926 season were: Indian-Mesinger bucket saddle, more comfortable handlebars, deeper cooling fins on cylinders and larger diameter exhaust tubes.

A practical new feature was the new connection between exhaust header and cylinder.

Up to 1925 this had been effected by a nut on a threaded stub on the cylinder.




The 1926 models had a cone type connection, which was easier to remove and provided a better sealing.

This machine has been restored a number of years ago.

There is slight damage to the paintwork of the petrol tank. It's a good runner.



ANTIQUe MOTORCYCLES - ACCESSORIES AND RELATED ITEMS





ANTIQUE MOTORCYCLES - ACCESSORIES AND RELATED ITEMS

