



ANTIQUE MOTORCYCLES - ACCESSORIES AND RELATED ITEMS

ROYAL ENFIELD 1929 MODEL 355 SPORT 1 CYL 350 CC OHV



SOLD





ANTIQUE MOTORCYCLES - ACCESSORIES AND RELATED ITEMS

PRODUCT DESCRIPTION

Royal Enfield 1929 346 cc OHV " Model 355 Sports Double-port" frame # 4397 engine # 5406 Y 5

The Redditch based Royal Enfield firm entered the motorcycle business as early as 1898: In the early days engines from De Dion powered their tricycles and quadricycles; Minerva supplied the power for the first motorized cycles. In the years before WW I the company was very successful with light Motosacoché-engined V twins.

These machines were equipped with the famous Enfield two-speed gear, involving twin primary chains.

In the rear wheel hub a rubber cushion drive was fitted, to take the punch out of the chaindrive.

This feature was to be incorporated into all Royal Enfields until the very end. In the 1914 Junior TT eight out of nine Royal Enfield twins finished, with a very creditable five in the first twenty places.




Directly after the Great War Enfield marketed two successful models: the light 2 ¼ HP two stroke and the V-twin sidecar machine.

Later in the twenties the range was expanded with single cylinder four stroke models. Features of this 346 cc (70x90 mm) sports model include new type frame as used in 1928 T.T. Races, 5 " internal expanding brake front & 6 ½ " rear, two exhaust ports, close ratio 3 speed Sturmey Archer gearbox and Bosch electrics.

This is a well-restored example of a lively vintage sports single



ANTIQUE MOTORCYCLES - ACCESSORIES AND RELATED ITEMS





ANTIQUe MOTORCYCLES - ACCESSORIES AND RELATED ITEMS

