




ANTIQUE MOTORCYCLES - ACCESSORIES AND RELATED ITEMS

**ROYAL ENFIELD 1944 MODEL CO 350CC 1 CYL OHV**



**SOLD**





## ANTIQUE MOTORCYCLES - ACCESSORIES AND RELATED ITEMS

### PRODUCT DESCRIPTION

**Royal Enfield 1944 "Model CO" 346 cc OHV frame & engine # 7825**

The Redditch based Royal Enfield firm entered the motorcycle business as early as 1898: In the early days engines from De Dion powered their tricycles and quadricycles; Minerva supplied the power for the first motorized cycles. In

In the years before WW I the company was very successful with light Motosacoche-engined V twins. These machines were equipped with the famous Enfield two-speed gear, involving twin primary chains. In the rear wheel hub a rubber cush drive was fitted, to take the punch out of the chaindrive. This cush drive was to be incorporated into all Royal Enfields until the very end. The 1939 range consisted of no less than 18 models, ranging from a 148cc OHV midget to a 1140 cc V-twin giant.

The "CO" was a light 350 OHV with bore and stroke of 70x90 mm and a four speed gearbox.




The weight was 295 lbs, the "CM" was an almost identical model which was 10 lbs. heavier. The maximum speed was around 70 mph and the petrol consumption 100 mpg. During the war the "CO" was produced in military trim and after the war many ex- army machines were brought back to civilian specifications.

The machine on offer is such a model and it has been carefully restored to 1939 specifications.





## ANTIQUE MOTORCYCLES - ACCESSORIES AND RELATED ITEMS





## ANTIQUE MOTORCYCLES - ACCESSORIES AND RELATED ITEMS

