




ANTIQUE MOTORCYCLES - ACCESSORIES AND RELATED ITEMS

SUNBEAM 1924 LIGHT SOLO 499CC 1 CYL SV 2603



SOLD





ANTIQUE MOTORCYCLES - ACCESSORIES AND RELATED ITEMS

PRODUCT DESCRIPTION

Sunbeam 1924 499 cc "Light Solo" Model 5 frame# S 07694 engine# 224/15930/S

Although vintage Sunbeam side valve machines of the mid-twenties look very much the same to many people, there were actually three different 500cc models; the standard 85x88 machine was marketed as an all purpose machine and was suitable for sidecar work.

The "light Solo" had the same engine dimensions but sports handlebars and footrests instead of footboards. The reciprocating engine parts were lighter than those of the standard model and the compression was higher.

Furthermore special cams were fitted, all this resulting in a more powerful engine.

The 1924 catalogue referred to the model 5 as "The sportman's machine".

For the real speed lover there was the super sports "Longstroke," with engine dimensions of 79x105.5 mm.



This gentleman's machine has been restored a number of years ago.

It has fully enclosed chains and is fitted with Watford speedometer and P&H bulb horn.

It was first registered in October 1925 and has been in single ownership for more than fifty years.



ANTIQUE MOTORCYCLES - ACCESSORIES AND RELATED ITEMS





ANTIQUE MOTORCYCLES - ACCESSORIES AND RELATED ITEMS

