




ANTIQUE MOTORCYCLES - ACCESSORIES AND RELATED ITEMS

### SUNBEAM 1936 MODEL 14



**SOLD**





ANTIQUE MOTORCYCLES - ACCESSORIES AND RELATED ITEMS

## PRODUCT DESCRIPTION

**Sunbeam 1936 246 cc OHV Model 14 "250 cc Longstroke" frame # 22.543.0.220 Engine # 22.542.0.245**

This 250 touring model ( 59x90 mm) was introduced for the 1933 season and stayed in production till the end of 1938, when the new high camshaft model B23 came out.

That is to say, it was not listed for the 1935 season; in that year a new 250 with hairpin valve springs and different bore / stroke dimensions of 64x70 mm was introduced.



This machine was not a great success however so for 1936 the model 14 stepped in again.

The machine is equipped with a four speed Burman gearbox and it is an older restoration.

The saddle is a non-original item.



## ANTIQUE MOTORCYCLES - ACCESSORIES AND RELATED ITEMS







## ANTIQUE MOTORCYCLES - ACCESSORIES AND RELATED ITEMS

