




ANTIQUE MOTORCYCLES - ACCESSORIES AND RELATED ITEMS

TRIUMPH 1926 MODEL P 500CC 1 CYL SV 2701



SOLD





ANTIQUE MOTORCYCLES - ACCESSORIES AND RELATED ITEMS

PRODUCT DESCRIPTION

Triumph 1926 Model P 494 cc side valve single frame # 942841 engine# 244115 ESA

In the twenties Triumph had to fight hard for their market share.

Their answer to the competitors was a basic 500cc bike: it was very cheap – £42.17s.6d -the type SD, also a 500 cc side valve single, was £83.00.

By using new mass production methods labour costs were cut.

There were some teething troubles with engine and clutch quality in the early series; when these problems were solved the design turned out to be very practical and by the end of the production run in 1927 almost 50,000 Model Ps had been sold.





Compression ratio was 4.1 to 1, top speed about 54 mph.

Among the improvements for later 1925 and 1926 models were detachable valve guides, caged roller big end, pushrod operated clutch and internal expanding rear brake.

This machine is an older restoration and comes with Powell & Hanmer lighting system & bulb horn and Smiths speedometer



ANTIQUE MOTORCYCLES - ACCESSORIES AND RELATED ITEMS





ANTIQUE MOTORCYCLES - ACCESSORIES AND RELATED ITEMS

